

PB 10

Work positioning belt

EN 358

CE



Belt fitted with ergonomically profiled padding, connecting and adjusting buckle and side attachment buckles. Work positioning belt PB 10 complements fall protection equipment and prevents falls from height during works at poles, trees, building structures, etc.

PARAMETERS

Webbing:	polyamide/polyester 45mm
Buckles:	galvanized steel
Threads:	polyester

SIZE	WEIGHT
M-XL (medium)	460 g
XXL (large)	480 g

PB 11

Work positioning belt

EN 358

CE



Belt fitted with ergonomically profiled padding, connecting and adjusting buckle, side attachment buckles and dorsal attachment buckle. Work positioning belt PB 11 complements fall protection equipment and prevents falls from height during works at poles, trees, building structures, etc.

PARAMETERS

Webbing:	polyamide/polyester 45mm
Buckles:	galvanized steel
Threads:	polyester

SIZE	WEIGHT
M-XL (medium)	470 g
XXL (large)	490 g

PB-10 WORK POSITIONING BELT Ref. AP 010 CE 0082 EN 358:200	Size: <input type="checkbox"/> M-XL <input type="checkbox"/> XXL		PROTEKT®
	Date of manufacture: 03/2003		
type of the device number / year of the European standard	CE marking with identity number of the notified body controlling manufacturing of the equipment (the article 11)	reference number	model of the device size
			number of the manufacturing series
			month/year of the device manufacture
			caution: read the manual
			name of the manufacturer or distributor

CE 0082 EN 358:2000 Ref. AP 010

WORK POSITIONING BELT PB-10

The work positioning belt is the component of the personal protective equipment for work positioning and prevention of falls from a height. The belt complies with EN 358.

The function of the belt is to prevent an occurrence of a fall from the height.

DESCRIPTION

The work positioning belt is made of one piece of polyamide webbing which is suitable sewn and connected by metal buckle. This configuration guarantee full safety and comfort work.

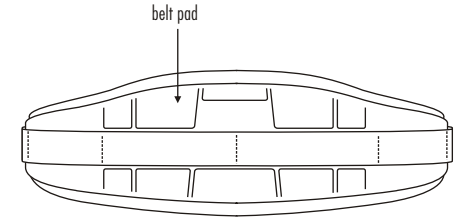
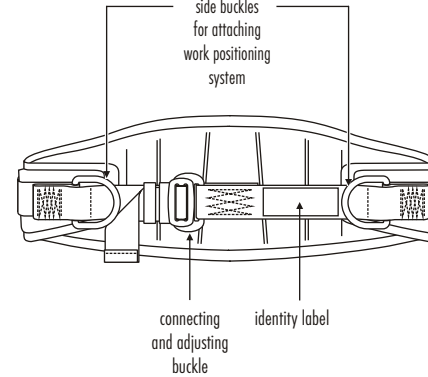
BASIC EQUIPMENT

- front connecting and adjusting buckle - for comfort wearing and using of the belt
- side attaching buckles - for attaching work positioning system
- belt pad - suitably formed, ergonomic, made of special foam

IT IS THE RESPONSIBILITY OF THE USER ORGANISATION TO PROVIDE THE IDENTITY CARD AND TO FILL IN THE DETAILS REQUIRED.
THE IDENTITY CARD SHOULD BE FILLED IN BEFORE THE FIRST USE BY A COMPETENT PERSON, RESPONSIBLE IN THE USER ORGANIZATION FOR PROTECTIVE EQUIPMENT.
ANY INFORMATION ABOUT THE EQUIPMENT LIKE PERIODIC INSPECTIONS, REPAIRS, REASONS OF EQUIPMENT'S WITHDRAWN FROM USE SHALL BE NOTED INTO THE IDENTITY CARD BY A COMPETENT PERSON.
THE IDENTITY CARD SHOULD BE STORED DURING A WHOLE PERIOD OF EQUIPMENT UTILIZATION.
DO NOT USE THE EQUIPMENT WITHOUT THE IDENTITY CARD.
ALL RECORDS IN THE IDENTITY CARD CAN BE FILLED IN ONLY BY A COMPETENT PERSON.

IDENTITY CARD

MODEL AND TYPE OF EQUIPMENT				
REF. NUMBER				
SERIAL NUMBER		DATE OF MANUF.		
USER NAME				
DATE OF PUTTING INTO OPERATION				
DATE OF PURCHASE				
PERIODIC EXAMINATION AND REPAIR HISTORY				
DATE	REASON FOR ENTRY PERIODIC EXAMINATION OR REPAIR	DEFECTS NOTED, REPAIRS CARRIED OUT AND OTHER REVELANT INFORMATIONS	NAME AND SIGNATURE OF COMPETENT PERSON	PERIODIC EXAMINATION NEXT DUE DATE
1				
2				
3				
4				



SIZES

The belt is manufactured in two sizes:
- universal: M-XL
- extra large: XXL

TIME OF USAGE

The belt can be used for 5 years. After 5 years of using the belt must be withdrawn from use carry out the manufacturer's detailed inspection.

The manufacturer's inspection can be made by:

- the manufacturer
- or person recommended by manufacturer
- or company recommended by the manufacturer.

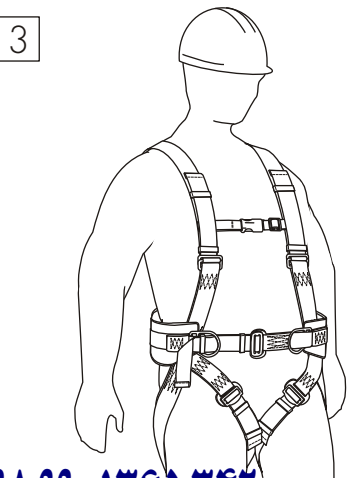
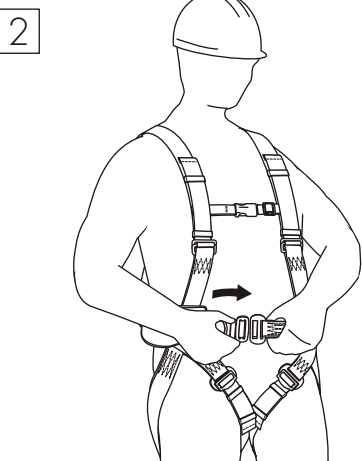
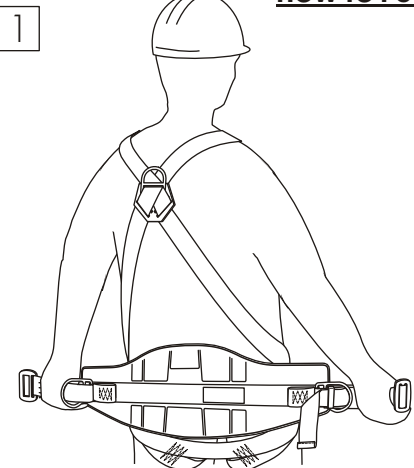
During fabric control will be established time of usage till next detailed manufacturer's control.

PROTEKT
93-403 LODZ
ul. Starorudzka 9
POLAND
TEL: (48 42) 680 20 83
FAX: (48 42) 680 20 93

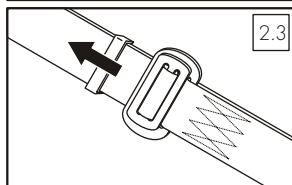
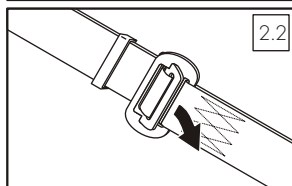
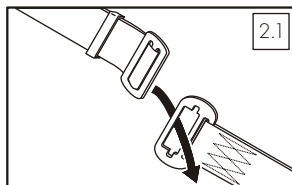
EC type examination carried out by
CETE APAVE SUDEUROPE
BP 193, 13322 Marseille
France - 0082



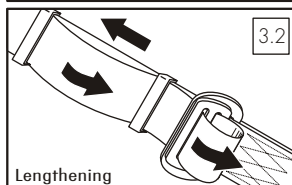
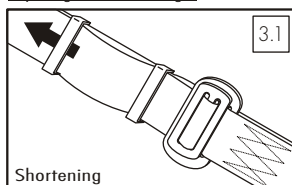
HOW TO PUT ON THE BELT



Connecting of the front connecting buckle



Adjusting of the belt length



The belt is put on correctly if:

- the strap is correctly adjusted (neither too loose nor too tight).
- side attaching buckles are correctly positioned symmetrically at the level of the hips.
- attaching buckle is correctly positioned at the middle of the abdomen.

CAUTION !

Work positioning belt with work positioning lanyard is not a fall protection!
During work with work positioning belt at the height the worker must wear full body harness and must be protected with independent fall arrest system.

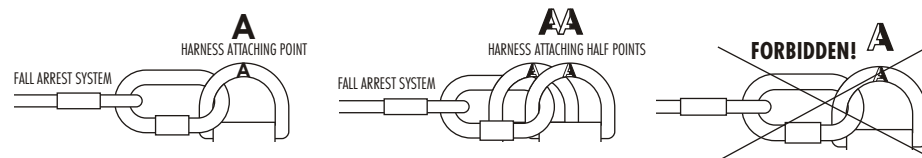
It is strictly forbidden to use work positioning belt PB-20 in fall arrest system as a full body harness.
Only a full body harness complied with EN 361 is the only acceptable body holding device that can be used in a fall arrest system.

According EN 358 - work positioning lanyard must be anchored to the point of construction that is situated at waist level or above. Work positioning lanyard must be kept taut to restrict free movement to a maximum 0,5 m.

Read carefully before use the equipment

THE ESSENTIAL PRINCIPLES FOR USERS OF PERSONAL PROTECTIVE EQUIPMENT AGAINST FALLS FROM A HEIGHT

- personal protective equipment shall only be used by a person trained and competent in its safe use.
- personal protective equipment must not be used by a person with medical condition that could affect the safety of the equipment user in normal and emergency use.
- a rescue plan shall be in place to deal with any emergencies that could arise during the work.
- it is forbidden to make any alterations or additions to the equipment without the manufacturer's prior written consent.
- any repair shall only be carried out by equipment manufacturer or his certified representative.
- personal protective equipment shall not be used outside its limitations, or for any purpose other than that for which it is intended.
- personal protective equipment should be a personal issue item.
- before use ensure about the compatibility of items of equipment assembled into a fall arrest system. Periodically check connecting and adjusting of the equipment components to avoid accidental loosening or disconnecting of the components.
- it is forbidden to use combinations of items of equipment in which the safe function of any one item is affected by or interferes with the safe function of another.
- before each use of personal protective equipment it is obligatory to carry out a pre-use check of the equipment, to ensure that it is in a serviceable condition and operates correctly before it is used.
- during pre-use check it is necessary to inspect all elements of the equipment in respect of any damages, excessive wear, corrosion, abrasion, cutting or incorrect acting, especially take into consideration:
 - in full body harnesses and belts - buckles, adjusting elements, attaching points, webbings, seams, loops;
 - in energy absorbers - attaching loops, webbing, seams, casing, connectors;
 - in textile lanyards or lifelines or guidelines - rope, loops, thimbles, connectors, adjusting element, splices;
 - in steel lanyards or lifelines or guidelines - cable, wires, clips, ferrules, loops, thimbles, connectors, adjusting elements;
 - in retractable fall arresters - cable or webbing, retractor and brake proper acting, casing, energy absorber, connector;
 - in guided type fall arresters - body of the fall arrester, sliding function, locking gear acting, rivets and screws, connector, energy absorber;
 - in connectors - main body, rivets, gate, locking gear acting.
- after every 12 months of utilization, personal protective equipment must be withdrawn from use to carry out periodical detailed inspection. The periodic inspection must be carried out by a competent person for periodic inspection. The periodic inspection can be carried out also by the manufacturer or his authorized representative.
- In case of some types of the complex equipment e.g. some types of retractable fall arresters the annual inspection can be carried out only by the manufacturer or his authorized representative.
- regular periodic inspections are the essential for equipment maintenance and the safety of the users which depends upon the continued efficiency and durability of the equipment.
- during periodic inspection it is necessary to check the legibility of the equipment marking.
- it is essential for the safety of the user that if the product is re-sold outside the original country of destination the reseller shall provide instructions for use, for maintenance, for periodic examination and for repair in language of the country in which the product is to be used.
- personal protective equipment must be withdrawn from use immediately when any doubt arise about its condition for safe use and not used again until confirmed in writing by equipment manufacturer or his representative after carried out the detailed inspection.
- personal protective equipment must be withdrawn from use immediately and destroyed (or another procedures shall be introduced according detailed instruction from equipment manual) when it have been used to arrest a fall;
- a full body harness is the only acceptable body holding device that can be used in a fall arrest system.
- in full body harness use only attaching points marked with big letter "A" to attach a fall arrest system. Marking like "A/2" or a half of "A" means the necessity of attaching a fall arrest system to both attaching points together simultaneously. It is strictly forbidden to attach a fall arrest system to the single attaching point marked "A/2" or a half of "A". See drawings below:



- the anchor device or anchor point for the fall arrest system should always be positioned, and the work carried out in such a way, as to minimise both the potential for falls and potential fall distance. The anchor device/point should be placed above the position of the user. The shape and construction of the anchor device/point shall not allowed to self-acting disconnection of the equipment. Minimal static strength of the anchor device/point is 15 kN. It is recommended to use certified and marked structural anchor point complied with EN795.
- it is obligatory to verify the free space required beneath the user at the workplace before each occasion of use the fall arrest system, so that, in the case of a fall, there will be no collision with the ground or other obstacle in the fall path. The required value of the free space should be taken from instruction manual of used equipment.
- there are many hazards that may affect the performance of the equipment and corresponding safety precautions that have to be observed during equipment utilization, especially:
 - trailing or looping of lanyards or lifelines over sharp edges,
 - any defects like cutting, abrasion, corrosion,
 - climatic exposure,
 - pendulum falls,
 - extremes of temperature,
 - chemical reagents,
 - electrical conductivity.
- personal protective equipment must be transported in the package (e.g.: bag made of moisture-proof textile or foil bag or cases made of steel or plastic) to protect it against damage or moisture.
- the equipment can be cleaned without causing adverse effect on the materials in the manufacture of the equipment. For textile products use mild detergents for delicate fabrics, wash by hand or in a machine and rinse in water. Plastic parts can be cleaned only with water. When the equipment becomes wet, either from being in use or when due cleaning, it shall be allowed to dry naturally, and shall be kept away from direct heat. In metallic products some mechanic parts (spring, pin, hinge, etc.) can be regularly slightly lubricated to ensure better operation. Other maintenance and cleaning procedures should be adhered to detailed instructions stated in the manual of the equipment.
- personal protective equipment should be stored loosely packed, in a well-ventilated place, protected from direct light, ultraviolet degradation, damp environment, sharp edges, extreme temperatures and corrosive or aggressive substances.



DEKLARACJA ZGODNOŚCI WE

Producent: **PROTEKT** 93-403 Łódź, ul. Starorudzka 9,
oświadcza, że nowe środki ochrony osobistej opisane poniżej:

PAS DO PRACY W PODPARCIU PB-10

Nr katalogowy: AP 010

są zgodne z postanowieniami Dyrektywy Rady 89/686/EWG / i rozporządzeniem Ministra Gospodarki z dnia 21 grudnia 2005 r. w sprawie zasadniczych wymagań dla środków ochrony indywidualnej (Dz. U. Nr 259, poz. 2173) oraz normą zharmonizowaną:

Indywidualny sprzęt do nadawania pozycji podczas pracy i zapobiegania spadaniu z wysokości. Pasy do nadawania pozycji podczas pracy i zapobiegania spadaniu oraz linki bezpieczeństwa do nadawania pozycji podczas pracy – PN-EN 358

są identyczne ze środkami ochrony osobistej podlegającymi certyfikatowi zgodności WE nr:

0082/293/160/08/99/0313

wydanemu przez:

**CETE APAVE SUDEUROPE
BP 193, 13322 Marseille, France**

podlegają procedurze określonej w artykule 11 punkt A Dyrektywy 89/686/EEC pod nadzorem jednostki notyfikowanej:

**N° 0082
CETE APAVE SUDEUROPE
BP 193, 13322 Marseille, France**

Sporządzono w Łodzi, dnia

Styczeń 2012 r

Podpis

Grzegorz Łaskiewicz